

**ace**

MONTHLY TRADE UPDATE

SEPTEMBER 2016

CONTENTS

Latest News*Information about the Mandatory Date Change from October 29 to January 2017***Page 1****Mandatory Date Status Updates***Updates on the August 27th and July 23rd Deployments***Page 2****PGA Pilot Updates***An update on PGA Pilot progress***Page 3****ACE Web Updates and Recently Recorded Webinars***Overview of newly available resources and ACE webinars***Page 4**

LATEST NEWS

Updated ACE Transition Timeline

U.S. Customs and Border Protection (CBP) continues to assess stakeholder readiness for the mandatory transition of post-release capabilities in ACE. As a result, CBP has rescheduled the October 29, 2016 ACE transition date. This transition includes the mandatory use of ACE for liquidation, drawback, reconciliation, duty deferral, collections, statements, and the Automated Surety Interface. CBP is targeting January 2017 for the revised deployment and mandatory date and will provide additional clarification regarding the precise transition date in the coming weeks.

All capabilities included in this transition that CBP planned for the Certification environment (CERT) are operational in CERT. CBP encourages trade users to take advantage of the additional time to test their software fully. CBP also encourages the trade community to continue to participate in ACE Partner Government Agency (PGA) pilots. PGAs will provide additional information regarding the conclusion of their pilots as appropriate.

While CBP has implemented the capability for most PGA data to be filed electronically in ACE, trade users may continue to file a combination of CBP electronic data and PGA paper forms where that is currently permitted.

- Animal and Plant Health Inspection Service (APHIS) Lacey Act, National Highway Traffic Safety Administration (NHTSA), Food and Drug Administration (FDA) and National Marine Fisheries Service (NMFS) data is required to be filed electronically in ACE.
- For PGA data that is not required to be filed electronically in ACE, filers may file using options currently specified as available for those PGAs.
- CBP will continue to coordinate and communicate as required the conclusion of PGA pilots via public notices.

For more information on the ACE Transition Timeline, please visit the “[ACE Mandatory Use Dates](#)” page on [CBP.gov/ACE](#). Questions may also be directed to AskACE@cbp.dhs.gov.

MORE ACE INFORMATION

→ Visit www.cbp.gov/ACE

→ [ACE Development/Deployment Schedule](#)

→ Subscribe to the [Cargo Systems Messaging Service \(CSMS\)](#) for Email Updates

→ [ACE Training and Reference Guide](#)

→ [List of ABI Vendors, including those certified to file in ACE](#)

UPDATE ON AUGUST 27 MANDATORY USE DATE

On August 27, 2016, CBP deployed new functionality to ACE for filing and processing electronic protest transactions. CBP also enhanced the ACE Secure Data Portal to include a new Protest Filer Account view for the trade community that supports broader participation and will increase the number of electronic protests filed in ACE.

Following the deployment, CBP disabled all protest filing and processing capabilities in the Automated Commercial System (ACS). As a result, all electronic protest filers will now file all electronic protests via the ACE Portal, and will discontinue using the Automated Brokers Interface (ABI) to submit electronic protest information to CBP. This transition will not impact filers who submit paper protests on the CBP Form 19; CBP will continue to accept paper-based protest transactions. However, all electronic protests are given a priority status and processed faster than protest transactions submitted via paper.

CBP published a series of Federal Register Notices (FRN) to announce the transition of electronic protest filing in ACE, requirements for establishing a Protest Filer account in the ACE Portal, and details concerning the commencement of the National Customs Automation Program (NCAP) test for electronic protest filing in ACE. The FRNs include:

- [81 FR 49685](#), July 28, 2016 - Transition for all electronic filing of protests to ACE
- [81 FR 52453](#), August 8, 2016 - Availability of the ACE Portal Protest Filer Account
- [81 FR 53497](#), August 12, 2016 - NCAP test for Protest in ACE

Additionally, CBP published an online [Protest Information Notice](#), a video on [How to Request a Protest Filer Account](#), a [Protest Demonstration Webinar](#) and a [Protest for Trade Quick Reference Guide \(QRG\)](#). These materials provide guidance on establishing a Protest Filer account, getting started with protest filing, making an accelerated disposition claim, receiving protest status updates, locating points of contacts for protest questions and additional areas of protest filing in ACE.

To review the FRNs, the protest training materials and other ACE information, please visit the “[ACE and Automated Systems](#)”, “[ACE Portal Training Resources](#)”, and “[Trade-Related Federal Register Notices](#)” pages of [CBP.gov/ACE](#).

UPDATE ON JULY 23 ACE MANDATORY USE DATE

On July 23, 2016, nine additional entry types were successfully deployed in ACE. Electronic entry and entry summary filing for the entry types below is now mandatory in ACE, regardless of PGA requirements:

- 02 - Consumption (Quota/Visa)
- 07 - Consumption (Antidumping/Countervailing Duty and Quota/Visa)
- 12 - Informal (Quota/Visa other than textiles)
- 21 - Warehouse
- 22 - Re-warehouse
- 31 - Warehouse Withdrawal (Consumption)
- 32 - Warehouse Withdrawal (Quota)
- 34 - Warehouse Withdrawal (Antidumping/Countervailing Duty)
- 38 - Warehouse Withdrawal (Antidumping/Countervailing Duty and Quota/Visa)

For more information concerning this deployment, please review the [July 23rd Information Notice](#) posted on the “[ACE and Automated Systems](#)” page of [CBP.gov/ACE](#).

PGA PILOT STATUS UPDATE

CBP continues to work with the PGAs to complete their integration in ACE. Below is a table listing all the agencies that have entry and entry summary requirements, their methods used to receive data in ACE via PGA Message Set or Document Image System (DIS), pilot availability and the commodities being piloted.

Agency / Program	PGA Message Set	Document Image System	Pilot Status	Commodities Available for Filing
FWS	√	√	Open	All
CPSC	√		Open	TBA by Agency
DEA	√	√	Open	TBA by Agency
OMC	√	√	Open	Shrimp Form
AMS	√	√	Open	All
APHIS Core	√	√	Closed	All
ATF	√		Closed	All
CDC		√	Open	All (Miami Only)
DDTC	√		Open	All
E&C		√	Open	Russian Uranium
EPA	√	√	Open	Vehicles, Engines, Ozone Depleting Materials, Toxic Substances and Chemicals, Pesticides, Disclaimers
FSIS	√		Open	All
NMFS	√	√	Closed	All (Except quota)
TTB	√		Open	All
DCMA		√	N/A	All (Government only)
FAS		√	N/A	All (Quota)
OTEXA		√	N/A	All (Quota)
USTR		√	N/A	Pasta
APHIS Lacey Act	√		Closed	All
FDA	√		Closed	All, Disclaimers
NHTSA	√	√	Closed	All

For additional information on PGA Integration and to review the interim policy guidance on the reporting of PGA data, please visit the [“PGA Integration”](#) and [“ACE PGA Forms”](#) pages of [CBP.gov/ACE](https://www.cbp.gov/ACE).

FREQUENTLY ASKED QUESTIONS

What do I enter as my Shared Secret to retrieve a password to access my ACE Portal Account?


A Shared Secret is a passphrase used to authenticate a user’s identity. Below is a table listing Shared Secret values assigned to ACE Portal Account users based on their account role:

Account Type	Default Shared Secret
Trade Account Owners (TAO) (All account types except Exporter)	Unique assigned value
TAO (Exporter)	Account ID
Proxy or Trade Account Users (For all account types)	Account ID

Trade Account Owners (TAOs), for all account types, will need to contact the ACE Accounts Service Desk (ASD) at 1-866-530-4172 or via email at ACE.Support@cbp.dhs.gov to obtain their Shared Secret.

UPDATED ACE INFORMATION ON CBP.GOV

CBP has recently posted new and updated information concerning ACE and PGAs on CBP.gov. The updated information includes:



[*Document Image System \(DIS\) Implementation Guide*](#) - This guide provides record layout, interface requirements, and communication protocol for the submission of electronic documentation.



[*ACE Entry Summary Business Process*](#) - This document outlines entry summary processing in ACE.



[*ACE Adoption Rate Report \(August 2016\)*](#) - This report provides ACE onboarding statistics, cargo release and entry summary rates, PGA Pilot Status, and deployed core capability percentages.

To access the updated ACE documents, please click on the hyperlinks above. You may also navigate directly to the "[ACE and Automated Systems](#)", [ACE ABI CBP and Trade Automated Interface Requirements \(CATAIR\)](#), and "[ACE Features](#)" pages of [CBP.gov/ACE](#).

RECENTLY RECORDED WEBINARS

CBP hosted several webinars in August 2016 that provided information on the developments of post entry capabilities in ACE. The recorded webinars posted to CBP.gov include:

[Reconciliation Technical Webinar - August 4, 2016](#)

The webinar focused on reconciliation functionality and provided an opportunity for developers and programmers to submit questions to ACE Business Office subject matter experts.

[Drawback Technical Webinar - August 9, 2016](#)

The webinar focused on drawback functionality and provided an opportunity for developers and programmers to submit questions to ACE Business Office subject matter experts.

[Drawback Business Webinar – August 11, 2016](#)

The webinar focused on Drawback policy and provided an opportunity for members of the trade to submit questions to ACE Business Office subject matter experts.

[Liquidation Software Developer Webinar - August 16, 2016](#)

The webinar focused on liquidation functionality and provided an opportunity for developers and programmers to submit questions to ACE Business Office subject matter experts.

[Protest Demonstration Webinar – August 23, 2016](#)

The webinar provided an overview of Protest functionality deployed on August 27, 2016. The webinar also provided background information on the ACE Protest Module, a demonstration of the Trade's view of the ACE Protest Portal, and facilitated Q&As for ACE Protest.

[Reconciliation Demonstration Webinar – August 24, 2016](#)

The webinar focused on reconciliation functionality and provided an opportunity for members of the trade, developers, and programmers to submit questions to ACE Business Office subject matter experts.

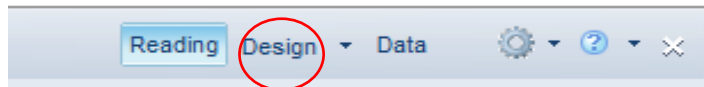
To review previous webinars or download additional presentation materials, please visit the "[ACE Outreach Events for Trade](#)" page on [CBP.gov/ACE](#).

TIP OF THE MONTH

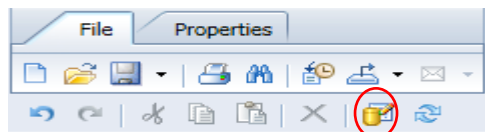
Electronic Protest Information Available in ACE Reports

Brokers and Importers can modify Entry Summary Management (ESM) reports and add a data object to obtain the status of a Protest filed for an ACE Entry Summary. To modify an ESM report and include the “Protest Status” data object, please note the following steps:

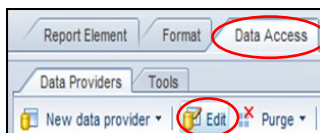
1. Switch from “Reading” to “Design” mode from inside the standard ESM report.



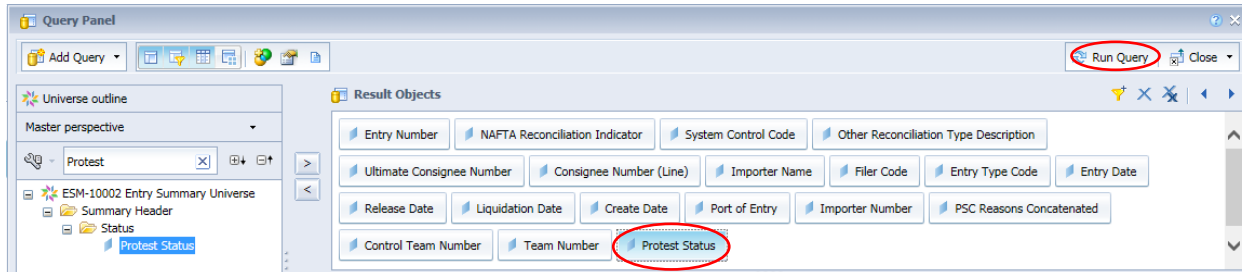
2. Click on the “Edit Data Provider” icon or the “Edit” icon from the “Data Access” and “Data Providers” tabs.



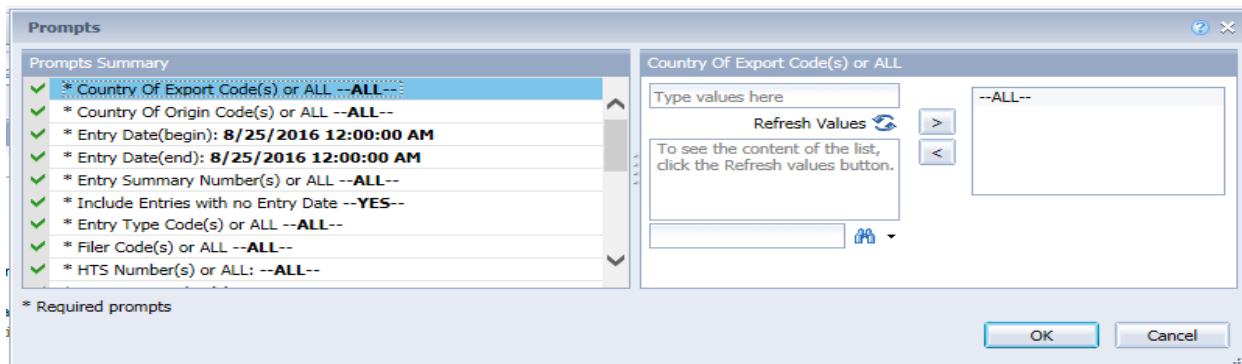
or



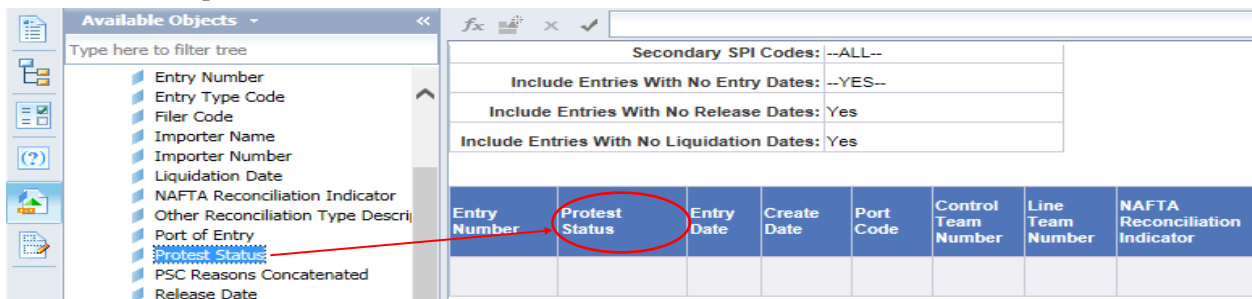
3. Add the “Protest Status” data object from the **Summary Header > Status** sub-class folder in the “Universe Outline” panel and drag it to “Result Objects” located in the Query Panel dialogue box, then click on the “Run Query” button.



4. Complete the Prompts and click on “OK” to run the report.



5. Once results display in the report, please drag the “Protest Status” data object from the “Available Objects” panel to the table in the report.



Please note that the “Protest Status” data object is not available in Account Management (AM) reports. For more information on modifying ACE Reports, please visit the [“ACE Reports Training and User Guides”](#) page of [CBP.gov/ACE](#).